










Accessories for periphery

There are available pin marked removable connectors either with lift arms or with bolt flanges to connect INSEVIS- devices. This allows a explicit positioning of each pin to the signals and makes the wiring easier. The wire-contact is done by maintenance free cage-clamps for max. 1,5mm² cross sections without wire end sleeves.

A grounding terminal is part of every delivery of head stations. Every periphery module contains the referring rear foil, standard inserting and signal stripes.

Figure of accessories	accessories	Article-no.	OQ (pcs)
<p>Connectors</p>  <p>E-CON10* lift arms (pin marked conn. for max. 1,5mm² cross sections)</p>  <p>E-CONS10 bolt flanges (pin marked conn. for max. 1,5mm² cross sections)</p>	<p>For head stations</p> <p>Connector 2x5pin, lift arms* * → discontinued, to be replaced by</p> <p>Connector 2x5pin, bolt flanges (mechanically compatible replacement)</p>	<p>E-CON10-00*</p> <p>E-CONS10-00</p>	<p>1</p> <p>1</p>
 <p>E-CON20D* lift arms (pin marked conn. for max. 1,5mm² cross sections)</p>  <p>E-CONS20D bolt flanges (pin marked conn. for max. 1,5mm² cross sections)</p>	<p>For digital and mixed modules</p> <p>Connector 2x10pin, lift arms* * → discontinued, to be replaced by</p> <p>Connector 2x10pin, bolt flanges (mechanically compatible replacement)</p>	<p>E-CON20D-00*</p> <p>E-CONS20D-00</p>	<p>1</p> <p>1</p>
 <p>E-CON20A* lift arms (pin marked conn. for max. 1,5mm² cross sections)</p>  <p>E-CONS20A bolt flanges (pin marked conn. for max. 1,5mm² cross sections)</p>	<p>For analog modules</p> <p>Connector 2x10pin, lift arms* * → discontinued, to be replaced by</p> <p>Connector 2x10pin, bolt flanges (mechanically compatible replacement)</p>	<p>E-CON20A-00*</p> <p>E-CONS20A-00</p>	<p>1</p> <p>1</p>
 <p>E-CON08 (connector for max. 1,5mm² cross sections)</p>	<p>For relay module DO4R</p> <p>Connector 1x8pin</p>	<p>E-CON08-00</p>	<p>1</p>
<p>Customized labeling</p>	<p>Inserting stripes V with customer logo (rear)</p>	<p>E-LABV-00</p>	<p>100</p>
<p>Software</p>	<p>ConfigStage</p>	<p>-</p>	<p>free download</p>
<p>Spare parts</p> <p>Hint: grounding terminal is part of every delivery</p>	<p>Additional grounding terminals</p>	<p>E-MNT00-00</p>	<p>10</p>

Attached parts, customized designs and valid list prices on request from your local INSEVIS-distributor.