

# Product information

# S7-Panel-PLC

# PC433T



(Figure contains optional periphery moduls)



(valid from PLC-version PC433T-xxx-02)

## Changes to older versions of this document

none

## Description

### S7-Panel-PLC with

- 4,3" TFT display (480x272 pixel)
- resistive touch (front protection class IP65)

### Standard configuration:

#### RS232 with

- free ASCII protocol

#### RS485 with

- free ASCII protocol
- Modbus RTU
- with switchable terminate resistors for RS485

#### Ethernet with

- RFC1006 (S7-communication)
- Send/ Receive via TCP and UDP
- Modbus TCP

#### CAN

- protocol compatible to
  - CANopen®
  - Layer2 communication
- with switchable terminate resistors for RS485

#### Micro-SD-card slot

- for SD-cards up to 8GByte

#### Run/Stop switch

- State LEDs for** Power, Battery, Error, Run

#### Inserting stripes

- for Logo and identification (thereby customized adaption possible easy)

### Additional configuration:

(optional)

#### Profinet IO Controller

#### Scope of delivery:

- Mounting kit with grounding terminal i
- Technical data sheet

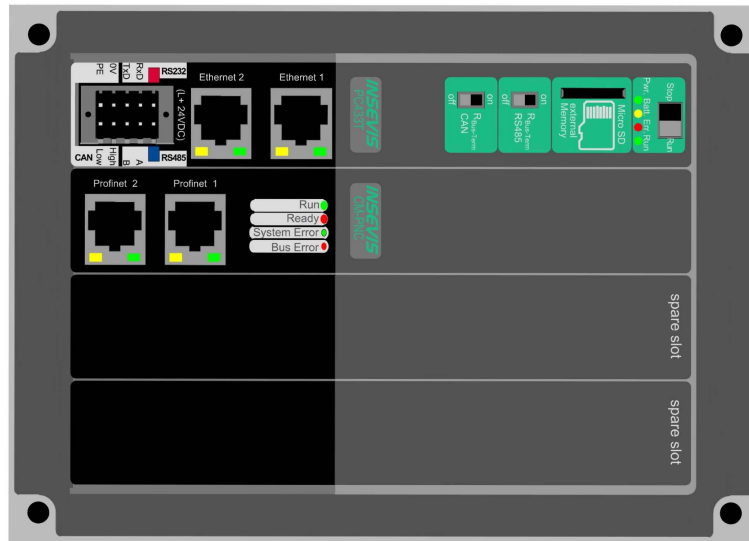
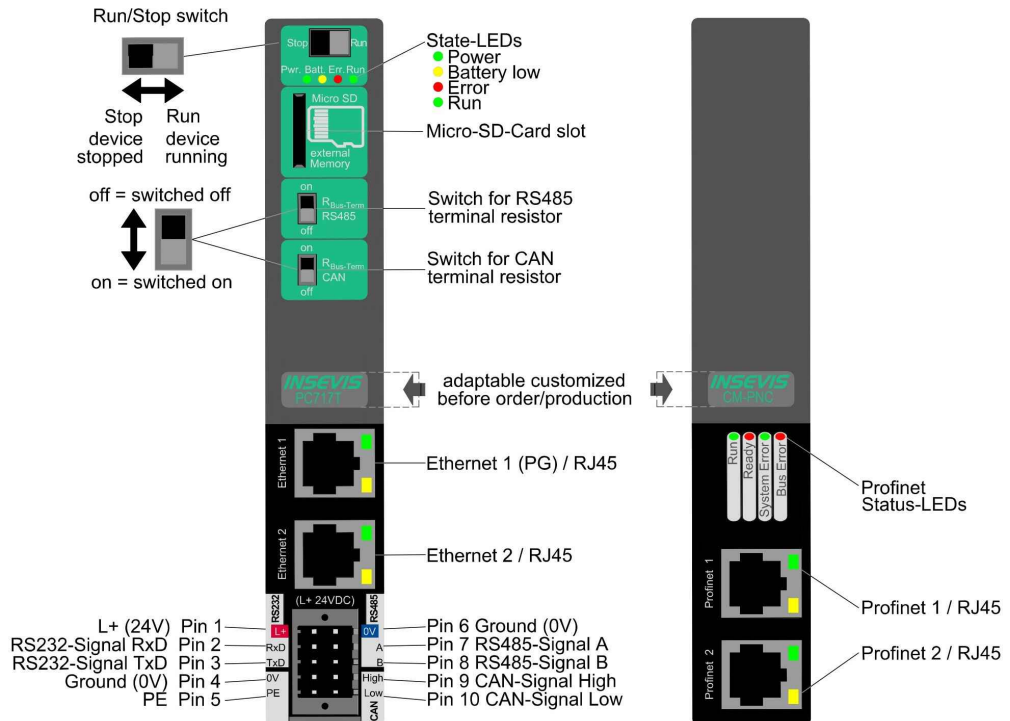


Figure above: View to rear side and connections sides of PC433T-PNC (horizontal use)

Figure below: CPU-connections of all Panel-PLC-devices with periphery slots with CPUs type T and with option Profinet IO Controller on slot 1



Technical data	
Dimensions W x H x D (mm)	40 x 100 x 89
Cut out W x H (mm)	118 x 84
Weight	ca. 450g
Operating temperature range	-20°C ... +60°C (without condensation)
Storage temperature range	-30°C ... +80°C
IP-protection class front panel	IP65
rear side	IP41
Connection technology	removable connector with 2 lift arms or 2 bolt flanges (cage clamp technology) for cross section up to max. 1,5mm <sup>2</sup>
Load voltage L+	24V DC (11 V ... 30V DC)
Current consumption	150mA ... 300mA
Power dissipation	4W (typ.) ... 7,5W (with Profinet)
Start-up current	< 3A
Diagonal of display (inch)	4,3" (111mm)
Display resolution (pixel)	480x272 pixel (16:9-format)
Display unit	TFT display with 16Bit colours
Operating unit	analog resistive touch screen
Visualization tool unit to reference there	VisuStage PC430T, PC433T
Technical data	
CPU	
CPU-type	<b>CPU-T (PC433T)</b>
Working memory = battery backed load memory	1MB 512 kByte remanent 8MB
Diagnostic buffer	100 entries (all remanent)
Flash internal - for visualization external memory	48 MByte Micro SD, up to max. 8 GByte (not necessary for S7-program, only for archiving)
OB, FC, FB, DB Lokal data	each 2.048 32kByte (2kByte per block)
Number of in- and outputs	in each case 4.096 Byte (32.769 Bit) addressable
Process image	in each case 4.096 Byte (default set is 128 Byte)
Number of Merkerbytes	4.096 (remanence adjustable, default set is 0..15)
Number of Taktmerker	8 (1 Merkerbyte)
Number of timer, counter	in each case 512 (each remanence adjustable, default set is 0)
Depth of nesting	up to 16 code blocks
Real-time clock elapsed hour counter	yes (accumulator-backed hardware clock) 1 (32Bit, resolution 1h)
Program language Program system	STEP 7® - AWL, KOP, FUP, S7-SCL, S7-Graph from Siemens SIMATIC® Manager from Siemens or products compatible to it
Operating system Program unit to reference	compatible to S7-300® from Siemens CPU 315-2DP/PN (6ES7 315-2EH14-0AB0 firmware V3.1 Siemens)
Serial interfaces (protocols)	COM1: RS 232 (free ASCII) COM2: RS 485 (free ASCII, Modbus-RTU)
Ethernet (protocols)	2x Ethernet: (switch or separated ports): 10/100 MBit with parts of CP343 functionality (RFC1006, TCP, UDP, Modbus-TCP)
CAN (protocols)	CAN-telegrams (Layer 2), compatible to CANopen® master/ slave 10 kBaud ... 1 MBaud
optional interfaces (protocols)	Profinet IO Controller
Onboard periphery	3 slots (optional Profinet uses Slot 1)
Decentral periphery	- INSEVIS- periphery (with automatic configuration via „ConfigStage“) - diverse external periphery families (Modbus RTU/TCP, CAN) - all CANopen® slaves according to DS401 - all Profibus DP-V0-slaves

## Cut out in switching cabinet

### Dimensions

Cut out  
W x H (mm) / 118 x 84  
4 holes with D 4,5mm

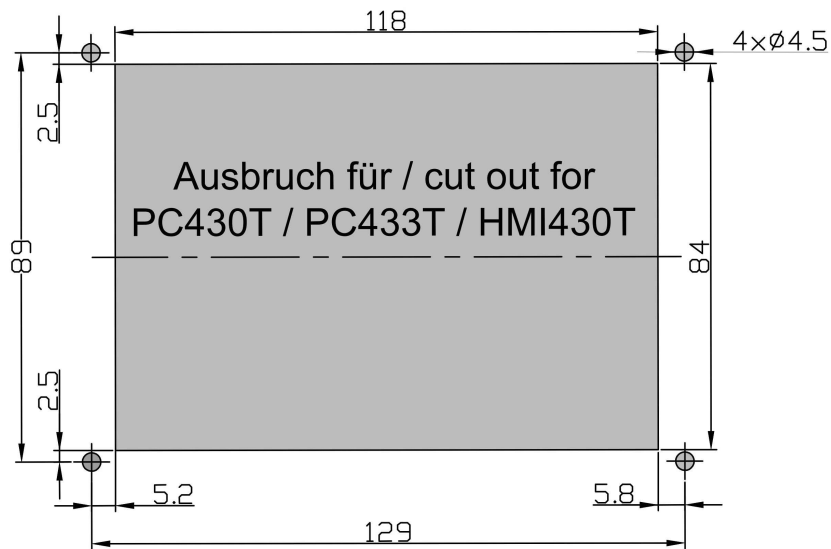
### Wiring outlet

at rear view and  
horizontal mounting

### PC433T

Wiring outlet  
- 45° to left

Mounting depth  
ca. 89mm max



## Documentation and samples



Internet: <http://www.insevis.com/>

Box: Downloads / Quicklinks  
Download: TI-PLC xxxx.pdf

Box: Downloads / Quicklinks  
Download: Manual Panel-PLC.pdf



Internet: <http://www.insevis.com/>

Box: Downloads / Quicklinks  
Download: Demo-visualization, PLC-demos

INSEVIS provides sample programs lots of  
functions, well documented for free download.

## Ordering data of devices

Identification	Standard	With Profinet IO Controller
S7-Panel-PLC <b>PC433T</b>	PC433T-0-02	PC433T-PNC-02

## Ordering data of accessoires

Identification / Order-No.	Identification / Order-No.
Connector 2x5pin (lift arms) / E-CON10-00	Connector 2x5pin (bolt flanges) / E-CONS10-00
Mounting set for 3,5" + 4,3" devices* / E-MNT35-00 (VPE10)	Inserting stripe H for logo and identification for rear side* / E-LABH-00
Micro SD-card 1GB (external memory) / E-MSD1-00	Micro SD-card 4GB (external memory) / E-MSD4-00
Micro SD-card 2GB (external memory) / E-MSD2-00	Micro SD-card 8GB (external memory) / E-MSD8-00

\* (1x already part of first deliveries scope)

### Qualified personnel

All devices described in this manual may only be used, built up and operated together with this documentation. Installation, initiation and operation of these devices might only be done by instructed personnel with certified skills, who can prove their ability to install and initiate electrical and mechanical devices, systems and current circuits in a generally accepted and admitted standard.

### Copyright

This and all other documentation and software, supplied or hosted on INSEVIS web sites to download are copyrighted. Any duplicating of these data in any way without express approval by INSEVIS GmbH is not permitted. All property and copy rights of these documentation and software and every copy of it are reserved to INSEVIS GmbH.

### Trade Marks

INSEVIS refers that all trade marks of particular companies used in own documentation are reserved trade marks are property of the particular owners and are subjected to common protection of trade marks.

### Disclaimer

All technical details in this documentation were created by INSEVIS with highest diligence. Anyhow mistakes could not be excluded, so no responsibility is taken by INSEVIS for the complete correctness of this information. This documentation will reviewed regularly and necessary corrections will be done in next version. With publication of this data all other versions are no longer valid.