

Product Information

Decentral

Periphery Interface

DP307C



(valid from version DP307C-02)

Changes to older versions of this document

Rev. 02 → **03**: new connectors, periphery modules added, new design line

Rev. 03 → **04**: information added for LED-state, CAN-settings and potential separation/wire length

Rev. 04 → **05**: Information for disposal of old equipment

Description

decentral head station for
periphery modules

35mm DIN Rail

- DP307C with 7 free
periphery slots

Head station

- communication to PLC
with a protocol
compatible
to CANopen®
- with switchable terminate
resistors for CAN

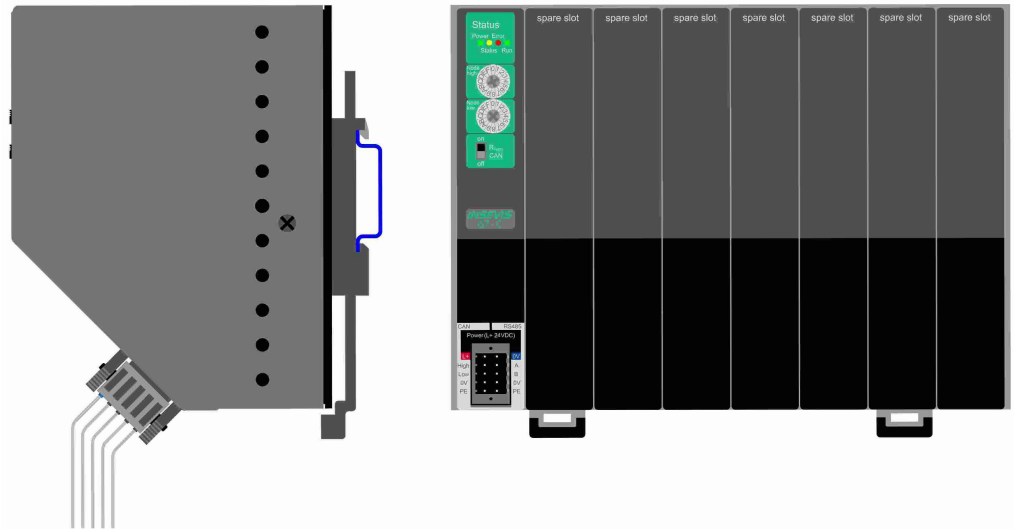


figure above: Sample of decentral head station DP307C from read sid and from the side

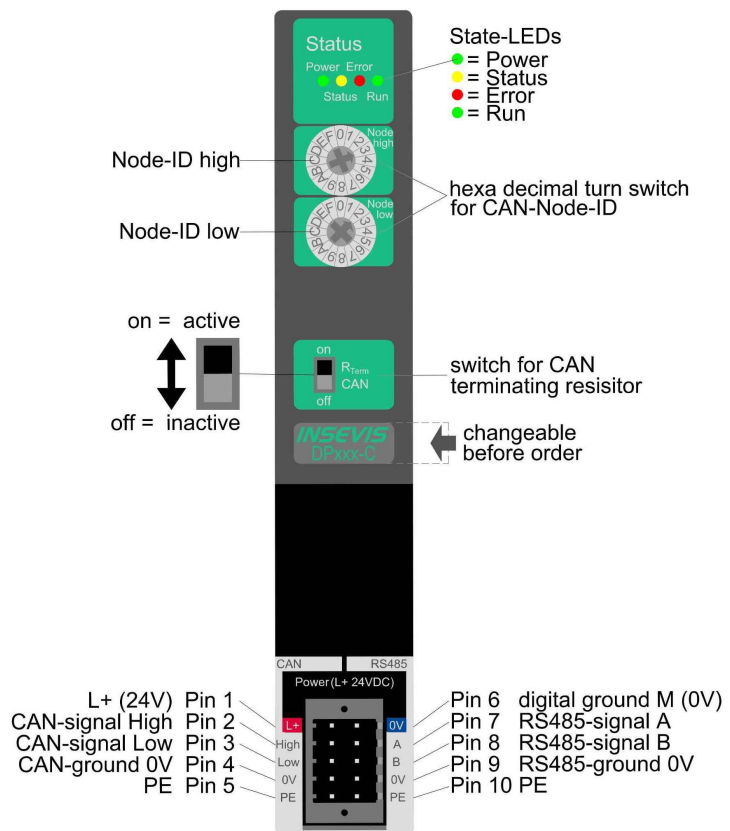
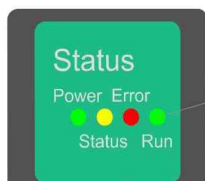


figure above: Description of all connections of all decentral interface stations of Type C

Technical data	
Dimension W x H x D (mm) Weight	162 x 116,5 x 92 ca. 600g
Mounting IP-leak protection class	to clip on a 35mm DIN-rail IP41
Operating temperature range Storage temperature range	-20°C ... +60°C (without condensation) -30°C ... +80°C
Connection technology	unlockable connector with self-lock and 2 lift-arms (cage clamp technology) for cross section up to max. 1,5mm ²
Load voltage L+	24V DC (11 ... 30V DC)
Current consumption Power dissipation	20 mA ... 275 mA 0,5 W (typ.), 4,5 W (max.)
Start-up current	< 3A
CAN Interface Potential separation Wire length	none (nonisolated, bound to L+ and periphery slots) 30 m (using sufficient potential equalisation)
Periphery slots	7 free slots for INSEVIS-periphery modules

Status-display by LEDs in the periphery heads DP3xxC



Status-LEDs

- = Power
- = Status
- = Error
- = Run

- Green Power LED** signalizes proper power supply.
- Yellow Status-LED** warns about missing traffic. If no data were received for > 150 ms, this LED will lit up.
- Red Error-LED** signalizes communication problems, mostly caused by wiring.
- 1x flash:** warning level reached due to too many corrupted data
 - 2x flash:** NodeGuardEvent - node returns into PREOPERATIONAL due to lost host connection
 - Steady light (2 seconds):** internal communication error, Timeout by peripheral module
 - Steady light (5 seconds):** switch into bus-off due to too many corrupted data
- RUN-LED**
- Slowly blinking** signalizes node state PREOPERATIONAL: Station is waiting for configuration data. There is no process data communication.
 - Steady light** signalizes node state OPERATIONAL: Configuration is done, station is ready and updates process data.
- Fast flashing between RUN- and ERROR-LED** signalizes Auto-Baud-Mode after power up until first data are recognized.

CAN-settings

As global parameter a **baudrate** is to be determined. For physical reasons the maximum baudrate of a CAN bus depends on the maximum line length. In case of inserted repeater or isolators an additional reduction of baudrate may be required.

Baudrate (kbit)	maximum busline length (m)
1000	20 ... 50
500	100
250	250
125	500

50	1000
----	------

Ordering data device

Identification	Order-no.	Packaging unit
interface station for decentral periphery DP307C	DP307C-02	PU: 1 piece

Ordering data of accessoires (Peripheral modules to be ordered separately as required)

Identification / Order-No.	Identification / Order-No.
Connector 2x5pin (bolt flanges) / E-CONS10-00	

Qualified personnel

All devices described in this manual may only be used, built up and operated together with this documentation. Installation, initiation and operation of these devices might only be done by instructed personnel with certified skills, who can prove their ability to install and initiate electrical and mechanical devices, systems and current circuits in a generally accepted and admitted standard.

Manuals, sample programs

Additional documentation by manuals is available as well sample applications at the download area of www.insevis.com in English language for free download.

Copyright

This and all other documentation and software, supplied or hosted on INSEVIS web sites to download are copyrighted. Any duplicating of these data in any way without express approval by INSEVIS GmbH is not permitted. All property and copy rights of these documentation and software and every copy of it are reserved to INSEVIS GmbH.

Trade Marks

INSEVIS refers that all trade marks of particular companies used in own documentation are reserved trade marks are property of the particular owners and are subjected to common protection of trade marks.

Disclaimer

All technical details in this documentation were created by INSEVIS with highest diligence. Anyhow mistakes could not be excluded, so no responsibility is taken by INSEVIS for the complete correctness of this information. This documentation will reviewed regularly and necessary corrections will be done in next version. With publication of this data all other versions are no longer valid.

Disposal



Do not throw old appliances in the household waste! In the interest of environmental protection, old appliances must be collected separately from unsorted municipal waste. You can find out more about the proper disposal / return of your old appliance at www.insevis.com/disposal.

Attention: The deletion of personal data on the old devices to be disposed of is the responsibility of the end user.

With publication of this information all other versions are no longer valid.